

UNITED STATES OF AMERICA



No.

613,120

To all to whom these presents shall come:

~~Whereas~~ Charles M. Comstock
of Windsor, New York


has presented to the Commissioner of Patents a petition praying for the grant of Letters Patent for an alleged new and useful improvement in Carpet-Beaters.

He having assigned his right, title and interest, in said improvement, to Levi Shaw, of Mount Lebanon, New York, a description of which invention is contained in the Specification of which a copy is herewith annexed and made a part hereof, and has complied with the various requirements of Law in such cases made and provided: and

~~Whereas~~ upon due examination made the said Claimant is adjudged to be justly entitled to a Patent under the Law.

Now therefore these Letters Patent are to grant unto the said

Levi Shaw, his heirs or assigns for the term of Seventeen years from the Twenty-fifth day of October, one thousand eight hundred and ninety-eight, the exclusive right to make, use and vend the said invention throughout the United States and the Territories thereof.



In testimony whereof I have hereunto set my hand and caused the seal of the Patent Office to be affixed at the City of Washington this Twenty-fifth day of October, one thousand eight hundred and ninety-eight, and of the Independence of the United States of America the one hundred and twenty-third.

Robt. Davis

Countersigned.

C. H. Druell Assistant Secretary of the Interior.
Commissioner of Patents.

No. 613,120.

Patented Oct. 25, 1898.

C. M. COMSTOCK.
CARPET BEATER.
(Application filed June 16, 1898.)

(No Model.)

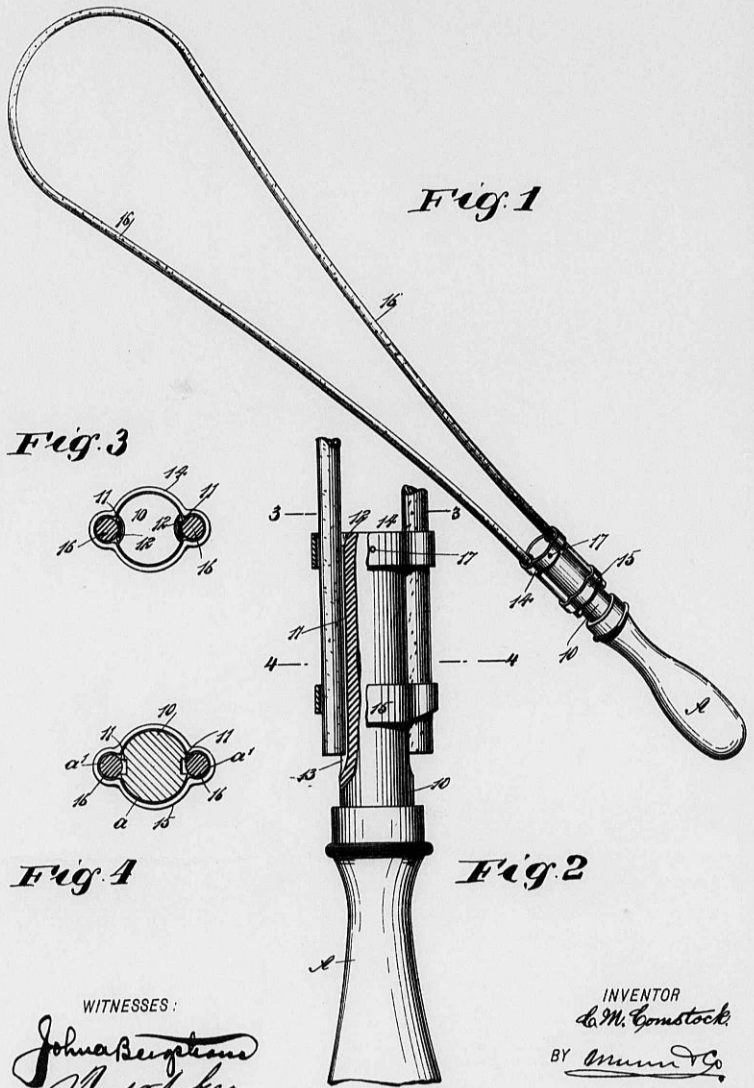


Fig. 3

Fig. 4

Fig. 1

Fig. 2

WITNESSES:

Johna Berghmans
W. H. Decker

INVENTOR
C. M. Comstock
BY *Munn & Co.*
ATTORNEYS.

UNITED STATES PATENT OFFICE.

CHARLES M. COMSTOCK, OF WINDSOR, NEW YORK, ASSIGNOR TO LEVI SHAW, OF MOUNT LEBANON, NEW YORK.

CARPET-BEATER.

SPECIFICATION forming part of Letters Patent No. 613,120, dated October 25, 1898.

Application filed June 16, 1898. Serial No. 683,545. (No model.)

To all whom it may concern:

Be it known that I, CHARLES M. COMSTOCK, of Windsor, in the county of Broome and State of New York, have invented a new and
5 Improved Carpet-Beater, of which the following is a full, clear, and exact description.

My invention relates to ratan or reed carpet-beaters; and it has for its object to provide a means whereby the bow of ratan or
10 reed may be securely fastened to a handle without unduly widening that portion of the handle with which the bow engages.

A further object of the invention is to provide fastening devices for securing the reed
15 or ratan to a handle, which devices will be exceedingly simple, durable, and economic in their construction and capable of being expeditiously and conveniently applied, and, furthermore, wherein the fastening devices
20 when applied will effectually prevent the bow of reed or ratan from leaving the handle.

The invention consists in the novel construction and combination of the several
25 parts, as will be hereinafter fully set forth, and pointed out in the claims.

Reference is to be had to the accompanying drawings, forming a part of this specification, in which similar characters of reference indicate corresponding parts in all the figures.

30 Figure 1 is a perspective view of the improved carpet-beater. Fig. 2 is an enlarged side elevation of the handle portion of the carpet-beater, the bow being in section and also a portion of the handle and fastening
35 devices. Fig. 3 is a transverse section taken practically on the line 3 3 of Fig. 2, and Fig. 4 is a transverse section taken substantially on the line 4 4 of Fig. 2.

A represents a handle, preferably made of
40 wood, the handle being provided with a cylindrical forward end portion 10, and in opposite sides of the cylindrical portion or extension 10 of the handle grooves 11 are longitudinally produced, the grooves extending from a point
45 near the inner end of the extension out to and through the outer end thereof. These grooves, while shown straight, may be made somewhat tapering, if desired; but preferably each groove is provided with a beveled upper
50 edge 12 and an inclined lower surface 13, the beveled upper portions of the grooves admit-

ting of the ready introduction of the material of which the bow of the beater is to be made and the inclined lower surfaces serving, with the clamping-sleeves hereinafter described, 55 to subject the ends of the body of the beater to a wedge-like action.

In connection with the extension 10 of the handle two clamping-sleeves 14 and 15 are employed. Each of these clamping-sleeves
60 is provided with a large central opening *a* and opposing smaller openings *a'*, all of the openings being in communication with each other. The body portion of the beater consists of a strip of ratan or reed or a like
65 material bent upon itself to form a bow 16, and the ends of the ratan or reed are passed through the smaller openings *a'* in the clamping-sleeves when said sleeves have been placed on the extension of the handle, the
70 clamping-sleeves serving to force the inner faces of the ends of the bow into the grooves 11 to a greater or a less extent. The clamping-sleeves are made to fit tightly on the extension of the handle. In fact, they are forced
75 to place, and the upper sleeve is provided, preferably, with a screw or a pin 17, which extends through it into the extension of the handle.

In applying the bow to the handle ordinarily the lower sleeve 15 is placed in position on the extension 10 of the handle, the bow 16 is formed, and the upper sleeve is slid over the end portions of the bow. The extremities of the bow are then forced into the smaller
85 openings *a'* of the lower sleeve, and next the upper sleeve is carried down to an engagement with the extension of the handle and forced to a suitable position thereon. The lower sleeve is then driven down upon the
90 handle, when owing to the inclined lower surfaces of the grooves the ends of the ratan will be firmly clamped in the grooves of the handle. Under such a construction an effective, light, and durable beater for carpets, 95 rugs, and the like is obtained.

Having thus described my invention, I claim as new and desire to secure by Letters Patent—

1. A carpet-beater consisting of a handle 100 having a cylindrical section provided with longitudinal grooves in opposing faces, said

grooves having inclined lower surfaces, a bow-body the end portions whereof engage with the grooved surfaces of the handle extension, and clamping-sleeves conforming to the shape of the extension of the handle and the outer formation of the members of the bow, which sleeves receive the members of the bow and are passed over the extension portion of the handle, whereby the members of the bow will be subjected to a wedge-like action to firmly clamp them to the handle extension, for the purpose set forth.

2. In a carpet-beater, the combination, with a handle provided with a cylindrical extension, the said extension having longitudinal grooves made in opposite faces, said grooves having inclined lower surfaces, of a


bow-body, the ends whereof engage with the grooved surfaces of the handle extension, and clamping-sleeves, each sleeve being provided with a central opening adapted to receive the handle extension, and end openings adapted to receive the end portions of the bow, the said clamping-sleeves serving to hold the bow in engagement with the extension of the handle and force the lower portion of the bow into the said grooves in the handle extension, and subject them to a wedge-like action for the purpose set forth.

CHARLES M. COMSTOCK.

Witnesses:


J. FRED. ACKER,
JNO. M. RITTER.

SHAKERS' CARPET BEATERS.




Rattan Beaters

Two Sizes.....33 and 38 inches
Irregular Sizes, from..... 24 to 30 inches



Corrugated Wire Beaters

Two Sizes.....30 and 33 inches



Plain Wire Beaters

One Size.....33 inches

NORTH FAMILY SHAKERS

MANUFACTURERS OF

Wire and Rattan Carpet and Rug Beaters

Mt. Lebanon, New York,

APL 11/2

Benjamin & Butler

The Shaker Museum Foundation
Old Chatham, N.Y.
Cat. No. 4557

THE SHAKER MUSEUM FOUNDATION

SHAKER MUSEUM FOUNDATION

SHAKER MUSEUM FOUNDATION

SHAKER MUSEUM FOUNDATION

SHAKER MUSEUM FOUNDATION

SHAKER MUSEUM FOUNDATION



SHAKER MUSEUM FOUNDATION

